

Televator™

Telescoping Attic Ladder

**Finally, quick access
to small attic openings**





Utilize untapped storage.
Installs in closets, hallways or
other tight spaces.



One person
installation. Compact design
for easy opening and closing.
Non-marring feet.

Available in 8' & 10' heights

**Eliminates
hassle and
unsafe climbing**



U.S. Patents Pending



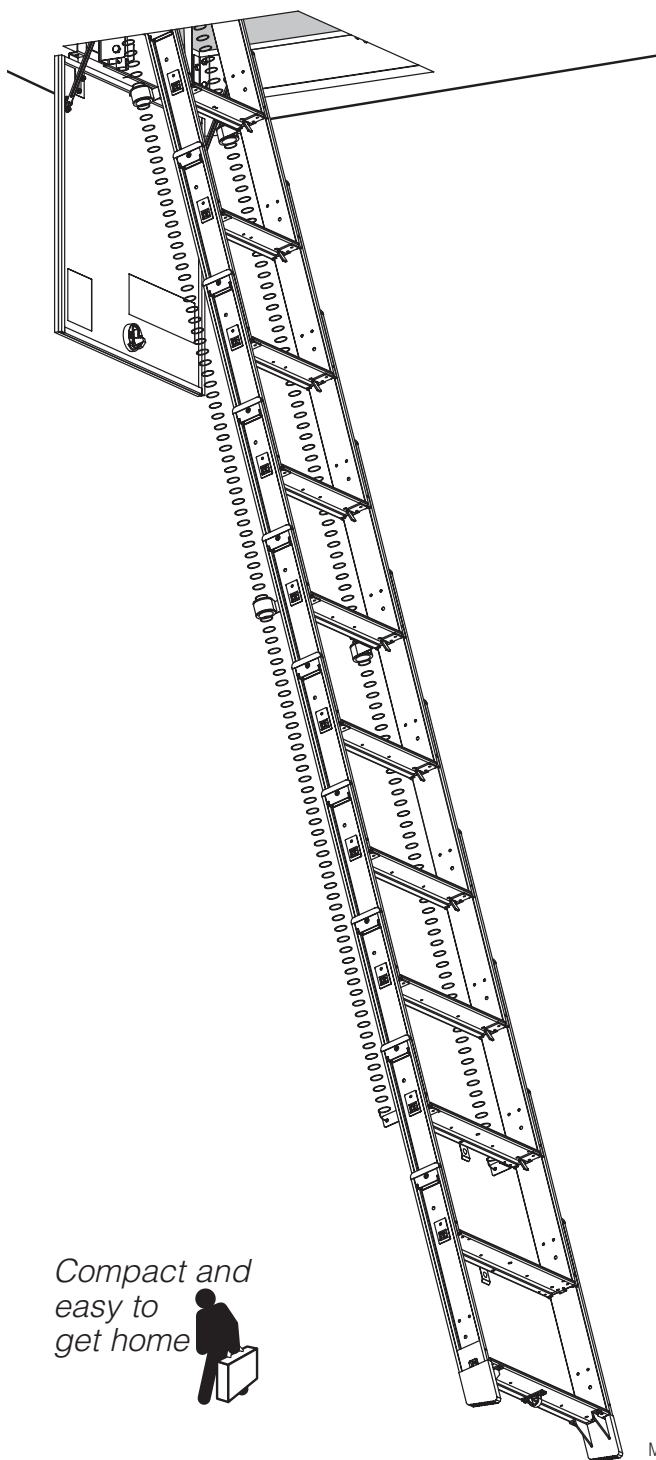
wernerladder.com/televator



Televator™

Telescoping Attic Ladder

- Installs in closets, hallways or other tight spaces. One person installation.
- Access to untapped attic storage
- Installs into any opening 22" X 22" or larger
- Non-marring feet
- Assist pole included for opening/closing



Finally, quick access to small attic openings

Telescoping Attic Ladder AA Series

★★★
250 lbs. LOAD CAPACITY
Combined Weight of User and Materials

SPECIFICATIONS AA Series

Model No.	Size	Min.		Approx. Ladder Width	Approx. Cu. Ft. Per Unit	Approx. Shipping Wt. Lbs.
		Rough Opening	Floor to Ceiling Height Range			
AA8	8'	22" x 22"	7'4" to 8'4"	19-7/8"	2.6	44.0
AA10	10'	22" x 22"	7'4" to 10'3"	23-3/8"	2.9	50.0

Due to various opening sizes & finishes, DOOR NOT INCLUDED (includes door hardware).

DIMENSIONS

Rails: 5/8" x 2-7/8" wide
Steps: 2-7/8" wide

Compact and easy to get home



Model shown AA10

GM6592 ©2006 Werner Co.